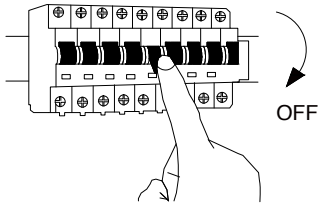
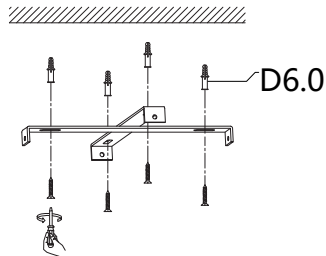


1



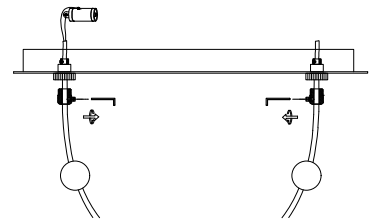
Turn off the general switch

2



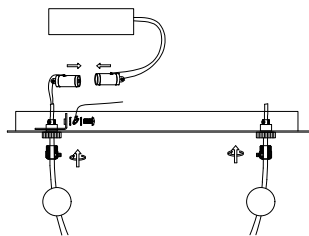
Drill holes & apply plastic anchors
With screws

3



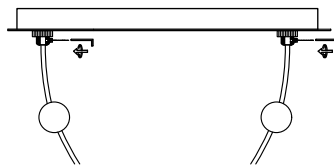
Untight the screws

4



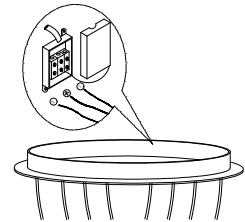
Connect the plug
& Tight up the caps

5



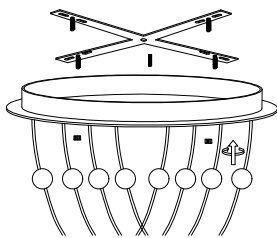
By rotating apply the screws

6



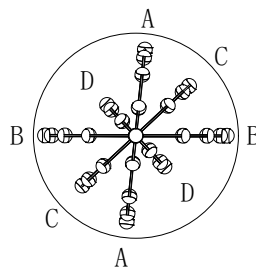
Connect the wires

7



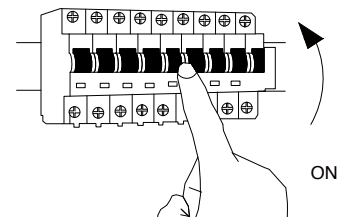
Place the canopy in to place
& Apply the bottom caps

8



Positioning Map

9



Turn on the general switch

