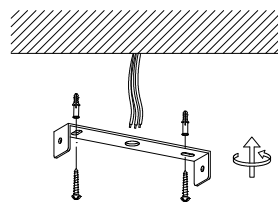
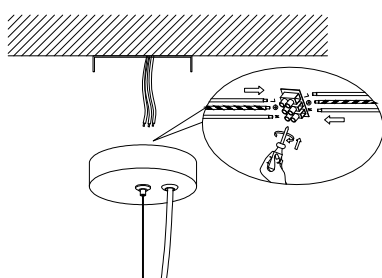


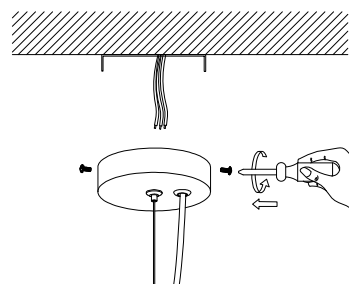
1. Turn off the general switch



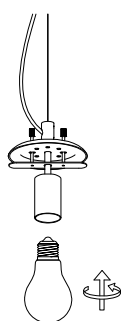
2. Drill holes & apply plastic anchors with screws



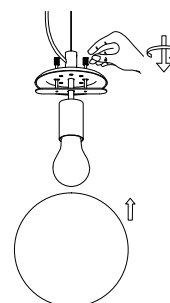
3. Connect the wires



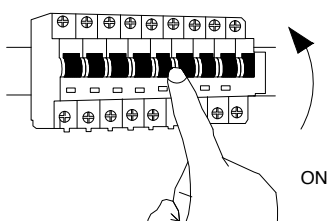
4. Apply the side screws



5. Apply the bulb in to place



6. Apply the acrylic



7. Turn on the general switch

