


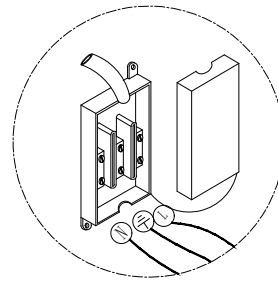
1 Turn off the general Switch



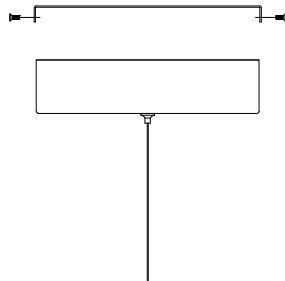
2 Align, mark and drill holes



4 Place the plastic piece between  
The screw and the anchor



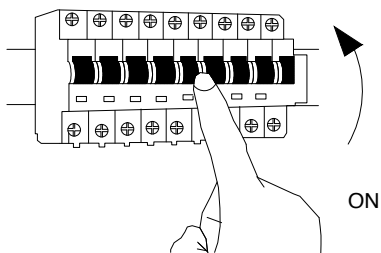
4 Connect the 3 wires



5 Apply the side screws



6 Place the wires in place



7 Turn on the general Switch

